

تم تحميل وعرض المادة من :



موقع واجباتي  
www.wajibati.net

موقع واجباتي منصة تعليمية تساهم بنشر  
حل المناهج الدراسية بشكل متميز لترتقي بمجال التعليم  
على الإنترنت ويستطيع الطلاب تصفح حلول الكتب مباشرة  
لجميع المراحل التعليمية المختلفة

جميع الحقوق محفوظة للقائمين على الموقع





<b>Unit 1</b>	Toys and Things	<b>Class</b>	4 <sup>th</sup> Grade
<b>Subject</b>	English	<b>Time Frame</b>	..... Lessons

**Unit Summary**

In this unit , students will learn how to talk about clothes and toys, to count from 1 to 10, to understand and follow instructions, to form plurals, to ask and answer questions using *how many* □ *do you have?*, to make the sounds for the letters *k, l, m, n*, and to write the capital and small forms of the letters *k, l, m, n*.

**Desired Results**

<b>Enduring Understanding</b>	<b>Essential questions</b>
<p><i>Students will understand ....</i></p> <ul style="list-style-type: none"> <li>• how to ask and answer questions using <i>How many ... do you have?</i></li> <li>• how to understand and follow instructions.</li> <li>• how to talk about clothes and toys.</li> <li>• how to form plurals.</li> <li>• how to make the sounds for the letters <i>k, l, m, n</i>.</li> <li>• how to write the capital and small forms of the letters <i>k, l, m, n</i>.</li> <li>• how to count from 1 to 10.</li> </ul>	<ul style="list-style-type: none"> <li>✓ How many marbles do you have?</li> <li>✓ Copy:  <div style="text-align: center;">K L M N</div> <hr style="border-top: 1px dashed black;"/> <hr style="border-top: 1px dashed black;"/> <hr style="border-top: 1px dashed black;"/> </li> <li>✓ Write:  <div style="display: flex; justify-content: space-around; align-items: flex-start;"> <div style="text-align: center;"> <p>1- _ iwi</p>  </div> <div style="text-align: center;"> <p>2- _ ion</p>  </div> </div> </li> </ul>
<b>Knowledge</b>	<b>Skills</b>
<p><i>Students will know :</i></p> <ul style="list-style-type: none"> <li>✓ how to talk about clothes and toys.</li> <li>✓ how to count from 1 to 10.</li> <li>✓ how to understand and follow instructions.</li> <li>✓ how to form plurals.</li> <li>✓ how to ask and answer questions using <i>How many ... do you have?</i></li> <li>✓ how to make the sounds for the letters <i>k, l, m, n</i>.</li> <li>✓ how to write the capital and small forms of the letters <i>k, l, m, n</i>.</li> </ul>	<p><i>Students will be able to :</i></p> <ul style="list-style-type: none"> <li>❖ form plurals.</li> <li>❖ count from 1 to 10.</li> <li>❖ talk about clothes and toys.</li> <li>❖ understand and follow instructions.</li> <li>❖ make the sounds for the letters <i>k, l, m, n</i>.</li> <li>❖ write the capital and small forms of the letters <i>k, l, m, n</i>.</li> <li>❖ ask and answer questions using <i>How many ... do you have?</i></li> </ul>

**Assessment Evidence**

<b>Performing Tasks:</b>	<b>Performance Standards:</b>
--------------------------	-------------------------------



- ✓ I ask the students to act out the talks about *How many ...?*
- ✓ I ask the students to chant the *Robot Bear* chant with actions.
- ✓ I ask the students to say the names of some clothes.

Tyro (4)	Continuing (3)	Able (2)	Perfect (1)

**\* Answer:**

1. How many do you have?



**\* Match:**

1. robot



2. bear



3. monkey



**Other Evidence:**

- **The students write an e-mail of complain-the students imagine that they have bought something online and there is a problem with it .**
- **Quizzes .**
- **Self evaluations .**
- **Activities ( Work Book ) .**

**Learning Plan**

**The approach is to help learners to know where the unit will go and what is expected of them and the level of performance required of them to achieve .**

**Educational-learning activities :**

1. **Learn the basics of the English language that would form the foundation for its mastery in the future .**
2. **Learn the core vocabulary assigned for this stage .**
3. **Listen and understand simple English language .**
4. **Express themselves orally using simple English language .**
5. **Read and understand simple written English language materials .**

**TEACHER:**

.....

**SUPERVISOR:**

.....

**THE LEADER:**

.....



**الجدول الزمني لتحضير دروس الوحدة ( ..... )**

الصف	المرحلة	مقرر المرحلة	مقرر المرحلة
LESSON	DATE	THE LEADER SIGN.	NOTE
1 .....			
2 .....			
3 .....			
4 .....			
5 .....			
6.....			
.....			
.....			

**الجدول الزمني لتحضير دروس الوحدة ( ..... )**

الصف	المرحلة	مقرر المرحلة	مقرر المرحلة
LESSON	DATE	THE LEADER SIGN.	NOTE
1 .....			
2 .....			
3 .....			
4 .....			
5 .....			
6.....			
.....			
.....			

**الجدول الزمني لتحضير دروس الوحدة ( ..... )**

الصف	المرحلة	مقرر المرحلة	مقرر المرحلة
LESSON	DATE	THE LEADER SIGN.	NOTE
1 .....			
2 .....			
3 .....			
4 .....			
5 .....			
6.....			
.....			
.....			

**TEACHER:**

.....

**SUPERVISOR:**

.....

**THE LEADER:**

.....









<b>Unit 2</b>	Food	<b>Class</b>	4 <sup>th</sup> Grade
<b>Subject</b>	English	<b>Time Frame</b>	..... Lessons

**Unit Summary**

In this unit , students will learn how to talk about food, to count from one to ten, to express likes / dislikes, to form plurals, to ask yes / no questions, to ask questions with *who*, to make the sounds for the letters *o, p, q, r*, and to write the capital and small forms of the letters *o, p, q, r*.

**Desired Results**

<b>Enduring Understanding</b>	<b>Essential questions</b>				
<p><i>Students will understand ....</i></p> <ul style="list-style-type: none"> <li>• how to talk about food.</li> <li>• how to express likes / dislikes.</li> <li>• how to ask yes / no questions.</li> <li>• how to ask questions with <i>who</i>.</li> <li>• how to count from one to ten.</li> <li>• how to form plurals.</li> <li>• how to make the sounds for the letters <i>o, p, q, r</i>.</li> <li>• how to write the capital and small forms of the letters <i>o, p, q, r</i>.</li> </ul>	<ul style="list-style-type: none"> <li>✓ Do you like pizza?</li> <li>✓ Who took the cookies from the jar?</li> <li>✓ Listen and write:                             <table style="width: 100%; border: none;"> <tr> <td style="text-align: center;">1. __ctopus</td> <td style="text-align: center;">2. __arrot</td> </tr> <tr> <td style="text-align: center;"></td> <td style="text-align: center;"></td> </tr> </table> </li> </ul>	1. __ctopus	2. __arrot		
1. __ctopus	2. __arrot				
					
<b>Knowledge</b>	<b>Skills</b>				
<p><i>Students will know :</i></p> <ul style="list-style-type: none"> <li>✓ how to talk about food.</li> <li>✓ how to count from one to ten.</li> <li>✓ how to express likes / dislikes.</li> <li>✓ how to form plurals.</li> <li>✓ how to ask yes / no questions.</li> <li>✓ how to ask questions with <i>who</i>.</li> <li>✓ how to make the sounds for the letters <i>o, p, q, r</i>.</li> <li>✓ how to write the capital and small forms of the letters <i>o, p, q, r</i>.</li> </ul>	<p><i>Students will be able to :</i></p> <ul style="list-style-type: none"> <li>❖ express likes / dislikes.</li> <li>❖ count from one to ten.</li> <li>❖ talk about food.</li> <li>❖ ask questions with <i>who</i>.</li> <li>❖ ask yes / no questions.</li> <li>❖ form plurals.</li> <li>❖ make the sounds for the letters <i>o, p, q, r</i>.</li> <li>❖ write the capital and small forms of the letters <i>o, p, q, r</i>.</li> </ul>				

**Assessment Evidence**

<b>Performing Tasks:</b>	<b>Performance Standards:</b>
--------------------------	-------------------------------



- ✓ I ask the students to act out the talks about food.
- ✓ I ask the students to chant the *Cookie Jar* chant with actions.
- ✓ I ask the students to say five kinds of food.

Tyro (4)	Continuing (3)	Able (2)	Perfect (1)

**\* Count fast from 1 to 10 and back:**

1 2 3 4 5  
6 7 8 9 10

**\* Say:**



1. octopus



2. parrot

**\* Copy:**

O P Q R

.....  
.....  
.....

**Other Evidence:**

- **The students write an e-mail of complain-the students imagine that they have bought something online and there is a problem with it .**
- **Quizzes .**
- **Self evaluations .**
- **Activities ( Work Book ) .**

**Learning Plan**

**The approach is to help learners to know where the unit will go and what is expected of them and the level of performance required of them to achieve .**

**Educational-learning activities :**

1. **Learn the basics of the English language that would form the foundation for its mastery in the future .**
2. **Learn the core vocabulary assigned for this stage .**
3. **Listen and understand simple English language .**
4. **Express themselves orally using simple English language .**
5. **Read and understand simple written English language materials .**

**TEACHER:**

.....

**SUPERVISOR:**

.....

**THE LEADER:**

.....



**الجدول الزمني لتحضير دروس الوحدة ( ..... )**

الصف	المرحلة	مقرر المرحلة	مقرر المرحلة
LESSON	DATE	THE LEADER SIGN.	NOTE
1 .....			
2 .....			
3 .....			
4 .....			
5 .....			
6.....			
.....			
.....			

**الجدول الزمني لتحضير دروس الوحدة ( ..... )**

الصف	المرحلة	مقرر المرحلة	مقرر المرحلة
LESSON	DATE	THE LEADER SIGN.	NOTE
1 .....			
2 .....			
3 .....			
4 .....			
5 .....			
6.....			
.....			
.....			

**الجدول الزمني لتحضير دروس الوحدة ( ..... )**

الصف	المرحلة	مقرر المرحلة	مقرر المرحلة
LESSON	DATE	THE LEADER SIGN.	NOTE
1 .....			
2 .....			
3 .....			
4 .....			
5 .....			
6.....			
.....			
.....			

**TEACHER:**

.....

**SUPERVISOR:**

.....

**THE LEADER:**

.....





<b>Unit 3</b>	Animals	<b>Class</b>	4 <sup>th</sup> Grade
<b>Subject</b>	English	<b>Time Frame</b>	..... Lessons

**Unit Summary**

In this unit , students will learn how to talk about animals, to count from 11 to 30, to talk about things in the past, to form past simple, to ask yes / no questions using verb to *do*, to make the sounds for the letters *s, t, u, v*, and to write the capital and small forms of the letters *s, t, u, v*.

**Desired Results**

<b>Enduring Understanding</b>	<b>Essential questions</b>
<p><i>Students will understand ....</i></p> <ul style="list-style-type: none"> <li>• how to talk about animals.</li> <li>• how to ask yes / no questions using verb to <i>do</i>.</li> <li>• how to count from 11 to 30.</li> <li>• how to talk about things in the past.</li> <li>• how to form past simple.</li> <li>• how to make the sounds for the letters <i>s, t, u, v</i>.</li> <li>• how to write the capital and small forms of the letters <i>s, t, u, v</i>.</li> </ul>	<ul style="list-style-type: none"> <li>✓ Do you have a pet?</li> <li>✓ Trace and copy: S T U V ----- ----- -----</li> <li>✓ Listen and write: __u n                      __i g e r                       </li> </ul>
<b>Knowledge</b>	<b>Skills</b>
<p><i>Students will know :</i></p> <ul style="list-style-type: none"> <li>✓ how to talk about animals.</li> <li>✓ how to count from 11 to 30.</li> <li>✓ how to talk about things in the past.</li> <li>✓ how to form past simple.</li> <li>✓ how to ask yes / no questions using verb to <i>do</i>.</li> <li>✓ how to make the sounds for the letters <i>s, t, u, v</i>.</li> <li>✓ how to write the capital and small forms of the letters <i>s, t, u, v</i>.</li> </ul>	<p><i>Students will be able to :</i></p> <ul style="list-style-type: none"> <li>❖ talk about things in the past.</li> <li>❖ count from 11 to 30.</li> <li>❖ talk about animals.</li> <li>❖ ask yes / no questions using verb to <i>do</i>.</li> <li>❖ form past simple.</li> <li>❖ make the sounds for the letters <i>s, t, u, v</i>.</li> <li>❖ write the capital and small forms of the letters <i>s, t, u, v</i>.</li> </ul>

**Assessment Evidence**

<b>Performing Tasks:</b>	<b>Performance Standards:</b>
--------------------------	-------------------------------



- ✓ I ask the students to talk in pairs about their pets.
- ✓ I ask the students to count from 11 to 30.
- ✓ I ask the students to chant the *PACO* chant.

Tyro (4)	Continuing (3)	Able (2)	Perfect (1)

**\* Count:**

20    21    22    23    24  
25    26    27    28    29

**\* Say:**



u m b r e l l a



v a s e

**Other Evidence:**

- **The students write an e-mail of complain-the students imagine that they have bought something online and there is a problem with it .**
- **Quizzes .**
- **Self evaluations .**
- **Activities ( Work Book ) .**

***Learning Plan***

**The approach is to help learners to know where the unit will go and what is expected of them and the level of performance required of them to achieve .**

**Educational-learning activities :**

1. **Learn the basics of the English language that would form the foundation for its mastery in the future .**
2. **Learn the core vocabulary assigned for this stage .**
3. **Listen and understand simple English language .**
4. **Express themselves orally using simple English language .**
5. **Read and understand simple written English language materials .**

**TEACHER:**

.....

**SUPERVISOR:**

.....

**THE LEADER:**

.....



**الجدول الزمني لتحضير دروس الوحدة ( ..... )**

الصف	المرحلة	مقرر المرحلة	مقرر المرحلة
LESSON	DATE	THE LEADER SIGN.	NOTE
1 .....			
2 .....			
3 .....			
4 .....			
5 .....			
6.....			
.....			
.....			

**الجدول الزمني لتحضير دروس الوحدة ( ..... )**

الصف	المرحلة	مقرر المرحلة	مقرر المرحلة
LESSON	DATE	THE LEADER SIGN.	NOTE
1 .....			
2 .....			
3 .....			
4 .....			
5 .....			
6.....			
.....			
.....			

**الجدول الزمني لتحضير دروس الوحدة ( ..... )**

الصف	المرحلة	مقرر المرحلة	مقرر المرحلة
LESSON	DATE	THE LEADER SIGN.	NOTE
1 .....			
2 .....			
3 .....			
4 .....			
5 .....			
6.....			
.....			
.....			

**TEACHER:**

.....

**SUPERVISOR:**

.....

**THE LEADER:**

.....





<b>Unit 4</b>	Days and Weather	<b>Class</b>	4 <sup>th</sup> Grade
<b>Subject</b>	English	<b>Time Frame</b>	..... Lessons

### Unit Summary

In this unit , students will learn how to talk about days of the week, to count from 10 to 100 in tens, to say what the weather is like today, to make the sounds for the letters w, x, y, z, and to write the capital and small forms of the letters w, x, y, z.

### Desired Results

<b>Enduring Understanding</b>	<b>Essential questions</b>
<p><i>Students will understand ....</i></p> <ul style="list-style-type: none"> <li>• how to talk about days of the week.</li> <li>• how to say what the weather is like today.</li> <li>• how to count from 10 to 100 in tens.</li> <li>• how to make the sounds for the letters w, x, y, z.</li> <li>• how to write the capital and small forms of the letters w, x, y, z.</li> </ul>	<ul style="list-style-type: none"> <li>✓ What day do you like?</li> <li>✓ What's the weather like today?</li> <li>✓ Trace and copy:  <div style="text-align: center;">                     W   X   Y   Z                      -----                      -----                      -----                 </div> </li> <li>✓ Listen and write:  <div style="display: flex; justify-content: space-around; align-items: center;"> <div style="text-align: center;">                         __o l f   </div> <div style="text-align: center;">                         f o __   </div> </div> </li> </ul>
<b>Knowledge</b>	<b>Skills</b>
<p><i>Students will know :</i></p> <ul style="list-style-type: none"> <li>✓ how to talk about days of the week.</li> <li>✓ how to count from 10 to 100 in tens.</li> <li>✓ how to say what the weather is like today.</li> <li>✓ how to make the sounds for the letters w, x, y, z.</li> <li>✓ how to write the capital and small forms of the letters w, x, y, z.</li> </ul>	<p><i>Students will be able to :</i></p> <ul style="list-style-type: none"> <li>❖ say what the weather is like today.</li> <li>❖ count from 10 to 100 in tens.</li> <li>❖ talk about days of the week.</li> <li>❖ make the sounds for the letters w, x, y, z.</li> <li>❖ write the capital and small forms of the letters w, x, y, z.</li> </ul>

### Assessment Evidence

<b>Performing Tasks:</b>	<b>Performance Standards:</b>
--------------------------	-------------------------------



- ✓ I ask the students to act out the "What day do you like?" talk.
- ✓ I ask the students to chant the *Days of the Week* chant with actions.
- ✓ I ask the students to say three sentences about weather.

Tyro (4)	Continuing (3)	Able (2)	Perfect (1)

**\* Count:**

10    20    30    40    50  
60    70    80    90    100

**\* Say:**



yard



zebra

**Other Evidence:**

- **The students write an e-mail of complain-the students imagine that they have bought something online and there is a problem with it .**
- **Quizzes .**
- **Self evaluations .**
- **Activities ( Work Book ) .**

**Learning Plan**

**The approach is to help learners to know where the unit will go and what is expected of them and the level of performance required of them to achieve .**

**Educational-learning activities :**

1. **Learn the basics of the English language that would form the foundation for its mastery in the future .**
2. **Learn the core vocabulary assigned for this stage .**
3. **Listen and understand simple English language .**
4. **Express themselves orally using simple English language .**
5. **Read and understand simple written English language materials .**

**TEACHER:**

.....

**SUPERVISOR:**

.....

**THE LEADER:**

.....



**الجدول الزمني لتحضير دروس الوحدة ( ..... )**

الصف	المرحلة	مقرر المرحلة	مقرر المرحلة
LESSON	DATE	THE LEADER SIGN.	NOTE
1 .....			
2 .....			
3 .....			
4 .....			
5 .....			
6.....			
.....			
.....			

**الجدول الزمني لتحضير دروس الوحدة ( ..... )**

الصف	المرحلة	مقرر المرحلة	مقرر المرحلة
LESSON	DATE	THE LEADER SIGN.	NOTE
1 .....			
2 .....			
3 .....			
4 .....			
5 .....			
6.....			
.....			
.....			

**الجدول الزمني لتحضير دروس الوحدة ( ..... )**

الصف	المرحلة	مقرر المرحلة	مقرر المرحلة
LESSON	DATE	THE LEADER SIGN.	NOTE
1 .....			
2 .....			
3 .....			
4 .....			
5 .....			
6.....			
.....			
.....			

**TEACHER:**

.....

**SUPERVISOR:**

.....

**THE LEADER:**

.....







<b>Unit 5</b>	Feelings and Things	<b>Class</b>	4 <sup>th</sup> Grade
<b>Subject</b>	English	<b>Time Frame</b>	..... Lessons

### Unit Summary

In this unit , students will learn how to talk about Feelings and Things, to say what about clothes, to make the sounds for the letters , pronounce long/short vowels,pb,ch,sh,th,fv

### Desired Results

<b>Enduring Understanding</b>	<b>Essential questions</b>
<p><i>Students will understand ....</i></p> <ul style="list-style-type: none"> <li>✓ how to talk about Feelings and Things.</li> <li>✓ what about clothes.</li> <li>✓ speaking (long/short vowels</li> <li>✓ pronounce long/short vowels,pb,ch,sh,th,fv</li> </ul>	<ul style="list-style-type: none"> <li>✓ Are you happy?</li> <li>✓ What's the matter?</li> <li>✓ Listen and write:</li> </ul> <div style="display: flex; justify-content: space-around; align-items: center;"> <div style="border: 1px solid green; padding: 5px; text-align: center;"> <p><b>b</b></p>  <p>bear <input type="checkbox"/></p> </div> <div style="border: 1px solid green; padding: 5px; text-align: center;"> <p><b>p</b></p>  <p>pear <input type="checkbox"/></p> </div> <div style="border: 1px solid green; padding: 5px; text-align: center;"> <p><b>v</b></p>  <p>van <input type="checkbox"/></p> </div> <div style="border: 1px solid green; padding: 5px; text-align: center;"> <p><b>f</b></p>  <p>fan <input type="checkbox"/></p> </div> </div>
<b>Knowledge</b>	<b>Skills</b>
<p><i>Students will know :</i></p> <ul style="list-style-type: none"> <li>✓ how to talk about Feelings and Things.</li> <li>✓ what about clothes.</li> <li>✓ speaking (long/short vowels</li> <li>✓ pronounce long/short vowels,pb,ch,sh,th,fv</li> </ul>	<p><i>Students will be able to :</i></p> <ul style="list-style-type: none"> <li>❖ say how to talk about Feelings and Things.</li> <li>❖ talk about clothes</li> <li>❖ speaking (long/short vowels</li> <li>❖ pronounce long/short vowels,pb,ch,sh,th,fv</li> </ul>



### Assessment Evidence

#### Performing Tasks:

- ✓ I ask the students to how to talk about Feelings and Things.
- ✓ what about clothes.
- ✓ Writing ( workbook considering the direction of English writing
- ✓ -Reading( words+sentences)

#### Performance Standards:

#### \* Say:



#### I Can ...

- recognize and say b/p, f/v, sh, ch, th, and a/a\_e, i/i\_e, o/o\_e, u/u\_e
- recognize and match sounds to letters



### Other Evidence:

- **The students write an e-mail of complain-the students imagine that they have bought something online and there is a problem with it .**
- **Quizzes .**
- **Self evaluations .**
- **Activities ( Work Book ) .**

### Learning Plan

The approach is to help learners to know where the unit will go and what is expected of them and the level of performance required of them to achieve .

#### Educational-learning activities :

6. Learn the basics of the English language that would form the foundation for its mastery in the future .
7. Learn the core vocabulary assigned for this stage .
8. Listen and understand simple English language .
9. Express themselves orally using simple English language .
10. Read and understand simple written English language materials .

**TEACHER:**

.....

**SUPERVISOR:**

.....

**THE LEADER:**

.....



**الجدول الزمني لتحضير دروس الوحدة ( ..... )**

الصف	المرحلة	مقرر المرحلة	مقرر المرحلة
LESSON	DATE	THE LEADER SIGN.	NOTE
1 .....			
2 .....			
3 .....			
4 .....			
5 .....			
6.....			
.....			
.....			

**الجدول الزمني لتحضير دروس الوحدة ( ..... )**

الصف	المرحلة	مقرر المرحلة	مقرر المرحلة
LESSON	DATE	THE LEADER SIGN.	NOTE
1 .....			
2 .....			
3 .....			
4 .....			
5 .....			
6.....			
.....			
.....			

**الجدول الزمني لتحضير دروس الوحدة ( ..... )**

الصف	المرحلة	مقرر المرحلة	مقرر المرحلة
LESSON	DATE	THE LEADER SIGN.	NOTE
1 .....			
2 .....			
3 .....			
4 .....			
5 .....			
6.....			
.....			
.....			

**TEACHER:**

.....

**SUPERVISOR:**

.....

**THE LEADER:**

.....